

TRAINED STAFF MEMBERS

1. _____
2. _____
3. _____

Room _____

Room _____

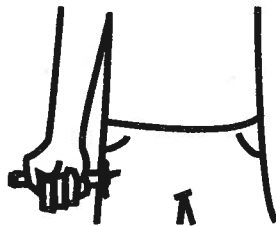
Room _____

EpiPen® and EpiPen® Jr. Directions

- Pull off gray activation cap.



- Hold black tip near outer thigh (always apply to thigh).



- Swing and jab firmly into outer thigh until Auto-Injector mechanism functions. Hold in place and count to 10. Remove the EpiPen® unit and massage the injection area for 10 seconds.

Twinject™ 0.3 mg and Twinject™ 0.15 mg Directions



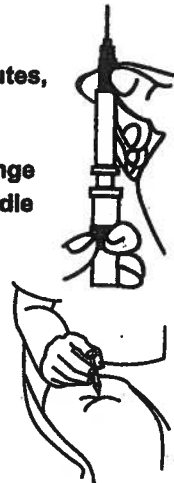
- Pull off green end cap, then red end cap.
- Put gray cap against outer thigh, press down firmly until needle penetrates. Hold for ten seconds, then remove.



SECOND DOSE ADMINISTRATION:

If symptoms don't improve after 10 minutes, administer second dose:

- Unscrew gray cap and remove syringe from barrel by holding blue collar at needle base.
- Slide yellow or orange collar off plunger.
- Put needle into thigh through skin, push plunger down all the way, and remove.



Once EpiPen® or Twinject™ is used, call the Rescue Squad. Take the used unit with you to the Emergency Room. Plan to stay for observation at the Emergency Room for at least 4 hours.

For children with multiple food allergies, consider providing separate Action Plans for different foods.

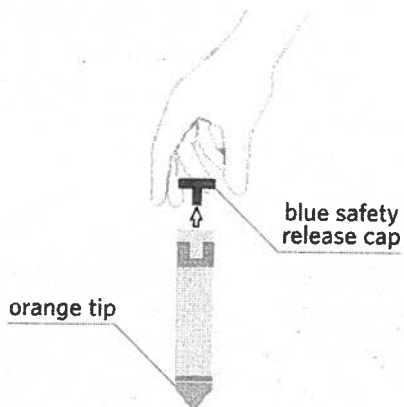
**Medication checklist adapted from the Authorization of Emergency Treatment form developed by the Mount Sinai School of Medicine. Used with permission.



EpiPEN[®]

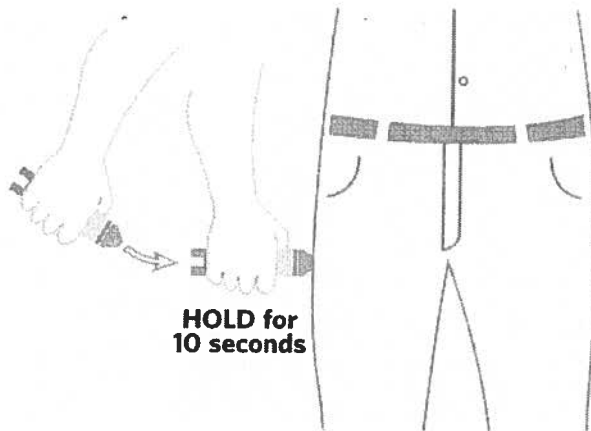
(Epinephrine) Auto-Injectors 0.3/0.15mg

userguide



1

Pull off the blue safety release cap.



2

Swing and firmly push the orange tip against the outer thigh so it 'clicks.' HOLD on thigh for approximately 10 seconds to deliver the drug.

Please note: As soon as you release pressure from the thigh, the protective cover will extend.

Each EpiPen Auto-Injector contains a single dose of a medicine called epinephrine, which you inject into your outer thigh. **DO NOT INJECT INTRAVENOUSLY. DO NOT INJECT INTO YOUR BUTTOCK,** as this may not be effective for a severe allergic reaction. In case of accidental injection, please seek immediate medical treatment.

Call 911

3

Seek immediate emergency medical attention and be sure to take the EpiPen Auto-Injector with you to the emergency room.


To view an instructional video demonstrating how to use an EpiPen Auto-Injector, please visit epipen.com.

©2010 Dey Pharma, L.P. All rights reserved.

DEY[®] and the Dey logo are registered trademarks of Dey Pharma, L.P.

EpiPen[®], EpiPen 2-Pak[®], and EpiPen Jr 2-Pak[®] are registered trademarks of Mylan Inc. licensed exclusively to its wholly-owned subsidiary, Dey Pharma, L.P.

PATIENT INSERT



1496

PATIENT INSERT

Pharmacist - Please Dispense this Leaflet with Product

IMPORTANT INFORMATION

The patient and caregiver should read this information carefully before using EpiPen® or EpiPen® Jr Auto-Injector. Please be prepared! Read the entire insert before an emergency occurs! EpiPen® and EpiPen® Jr Auto-Injectors are disposable, prefilled automatic injection devices for use during allergic emergencies. They contain a single dose of epinephrine which you inject into your outer thigh. EpiPen® and EpiPen® Jr Auto-Injector contain no latex. The EpiPen® and EpiPen® Jr Auto-Injectors are intended for people who have been prescribed this medication by their physician.

It's important that you have this emergency medicine with you at all times. If you need additional units to keep at work, school, etc, please talk to your doctor. This information does not take the place of talking with your doctor about your medical condition or your treatment.

What is the most important information I should know about EpiPen® and EpiPen® Jr Auto-Injector?

When you have allergic reaction (anaphylaxis) use the

EpiPen® or EpiPen® Jr Auto-Injector right away and immediately go to your doctor or emergency room for more medical treatment.

• It is important not to be afraid to use the EpiPen® or EpiPen® Jr Auto-Injector for emergency treatment of allergic reactions (anaphylaxis). For most people, injection of the EpiPen® or EpiPen® Jr Auto-Injector in the thigh does not hurt, and use of the EpiPen® or EpiPen® Jr Auto-Injector early at the start of such allergic reactions is important to help prevent the allergic reaction from becoming worse.

• Inject EpiPen® or EpiPen® Jr Auto-Injector into the middle of the outer side of the thigh (upper leg).

• Epinephrine, the active ingredient in EpiPen® and EpiPen® Jr Auto-Injectors is used to treat life-threatening allergic reactions (anaphylaxis). You should use this medication only if your doctor has prescribed it for allergic emergencies. Such emergencies may occur from insect stings or bites, foods, drugs, latex, other allergens, exercise induced anaphylaxis, or unknown causes.

• Make sure to tell your doctor about all your medical conditions and allergies.

• Always get medical treatment immediately after using EpiPen® or EpiPen® Jr Auto-Injector.

Since you cannot predict when a life-threatening allergic reaction may occur, carry the EpiPen® or EpiPen® Jr Auto-Injector with you at all times.

What is EpiPen®/EpiPen® Jr Auto-Injector?

The EpiPen® and EpiPen® Jr Auto-Injectors are products used for the emergency injection of epinephrine. Epinephrine is a medicine used for life-threatening allergic reactions such as severe swelling, breathing problems, or loss of blood pressure. Allergic reactions can be caused by stinging and biting insects, allergy injections, food, medicines, exercise, or unknown causes.

Life-threatening allergic reactions may show up as closing of your breathing airways, wheezing, sneezing, hoarseness, hives, itching, swelling, skin redness, fast heartbeat, weak pulse, feeling very anxious, confusion, stomach pain, losing control of urine or bowel movements (incontinence), faintness, or "passing out" (unconsciousness).

The EpiPen® Auto-Injector (0.3 mg) is generally intended for patients who weigh 66 pounds or more (30 kilograms or more).

The EpiPen® Jr Auto-Injector (0.15 mg) is generally intended for patients who weigh approximately 33 to 66 pounds (15 to 30 kilograms).

Who should not use EpiPen®/EpiPen® Jr Auto-Injector?

There are no absolute contraindications to the use of EpiPen® and EpiPen® Jr Auto-Injector in a life-threatening allergic reaction. People with certain medical conditions have a higher chance of having serious side effects from EpiPen® or EpiPen® Jr Auto-Injector.

Tell your doctor and pharmacist about all your medical conditions, but especially if you:

- Have heart disease or high blood pressure
- Have diabetes
- Have thyroid conditions
- Are pregnant

Tell your doctor about all the medicines you take, including prescription and non-prescription medicines, vitamins and herbal supplements. Inform your doctor of all known allergies. Some medicines may cause serious side effects if taken while you use EpiPen®/EpiPen® Jr Auto-Injector. Some medicines may affect how EpiPen®/EpiPen® Jr Auto-Injector works.

EpiPen® or EpiPen® Jr Auto-Injector may affect how your other medicines work.

What should I avoid while using EpiPen®/EpiPen® Jr Auto-Injector?

• **NEVER PUT THUMB, FINGERS OR HAND OVER ORANGE TIP. NEVER PRESS OR PUSH ORANGE TIP WITH THUMB, FINGERS OR HAND.** The needle comes out of orange tip. Accidental injection into finger, hands or feet may result in loss of blood flow to these areas. If this happens, go immediately to the nearest emergency room.

• Do not inject EpiPen® or EpiPen® Jr Auto-Injector into the buttock or any other part of the body, other than the middle of the outer side of your thigh (upper leg).

• Do not inject EpiPen® or EpiPen® Jr Auto-Injector into a vein.

• Do not drop carrier tube or auto-injector. If carrier tube or auto-injector is dropped, inspect for damage and leakage. Discard auto-injector and carrier tube, and replace if damage or leakage is noticed or suspected.

What are the possible side effects of EpiPen®/EpiPen® Jr Auto-Injector?

Too much epinephrine can cause dangerous high blood pressure or stroke.

If you take certain medicines, you may develop serious life-threatening side effects from the epinephrine in EpiPen®/EpiPen® Jr Auto-Injector. Be sure to tell your doctor all the medicines you take, especially medicines for asthma.

Patients with certain medical conditions, or who take certain medicines, may get more side effects from EpiPen®/EpiPen® Jr Auto-Injector or the side effects may last longer. This includes patients who take certain types of medicines for asthma, allergies, depression, low thyroid, high blood pressure, and heart disease. Patients with heart disease may feel chest pain (angina).

EpiPen®/EpiPen® Jr Auto-Injector (epinephrine) can cause the following reactions. Some reactions can be serious. They usually go away with rest. **Please notify your doctor if you experience any of these.**

Common side effects of EpiPen®/EpiPen® Jr Auto-Injector include:

- Faster, irregular (wrong) or "pounding" heartbeat
- Sweating
- Nausea and vomiting
- Breathing problems:
- Paleness
- Dizziness
- Weakness or shakiness
- Headache
- Feelings of over excitement, nervousness or anxiety

These are not all the possible side effects of EpiPen®/EpiPen® Jr Auto-Injector.

For more information, ask your doctor or pharmacist. Call your doctor for medical advice about side effects. You may report side effects to FDA at 1-800-FDA-1088.

How should I store EpiPen®/EpiPen® Jr Auto-Injector?

- Keep the EpiPen® and EpiPen® Jr Auto-Injector nearby and ready for use at all times.
- Store at 25°C (77°F); excursions permitted to 15°C-30°C (59°F-86°F) (See USP Controlled Room Temperature). Contains no latex. Protect from light.
- Do NOT store in refrigerator.
- Do NOT expose to extreme cold or heat. For example, do NOT store in your vehicle's glove box.
- Examine contents in clear window of auto-injector periodically. If the solution is discolored or contains solid particles (precipitate), replace the unit. Solution should be clear.
- **Always keep your EpiPen® or EpiPen® Jr Auto-Injector in the carrier tube with the blue safety release on until you need to use it.**

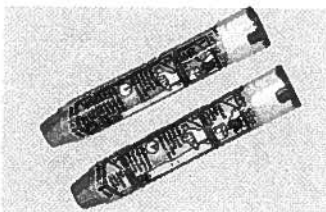
Your auto-injector has an expiration date

- Example: "DEC 08" = December 31, 2008
- Replace it before the expiration date.

SEE OTHER SIDE FOR "DIRECTIONS FOR USE" AND FOR EPIPEN® CENTER FOR ANAPHYLACTIC SUPPORT™ FREE ENROLLMENT FORM.

DIRECTIONS FOR USE

- **REMOVE AUTO-INJECTOR FROM CARRIER TUBE BEFORE USE.**
- **NEVER PUT THUMB, FINGERS OR HAND OVER ORANGE TIP.**
- **NEVER PRESS OR PUSH ORANGE TIP WITH THUMB, FINGERS OR HAND.**
- **THE NEEDLE COMES OUT OF ORANGE TIP.**
- **DO NOT REMOVE BLUE SAFETY RELEASE UNTIL READY TO USE.**
- **DO NOT USE IF SOLUTION IS DISCOLORED.**
- **DO NOT PLACE PATIENT INSERT OR ANY OTHER FOREIGN OBJECTS IN CARRIER WITH AUTO-INJECTOR, AS THIS MAY PREVENT YOU FROM REMOVING THE AUTO-INJECTOR FOR USE.**



TO REMOVE AUTO-INJECTOR FROM THE CARRIER TUBE:



1. Flip open the yellow cap of the EpiPen® or the green cap of the EpiPen® Jr Auto-Injector carrier tube.



2. Remove the EpiPen® or EpiPen® Jr Auto-Injector by tipping and sliding it out of the carrier tube.



Join the Free EpiPen® Center for Anaphylactic Support™ Today!

Because it's important that you always have an up-to-date EpiPen® and EpiPen® Jr Auto-Injector with you at all times, we started an expiration reminder program as part of the EpiPen® Center for Anaphylactic Support™. Every time you purchase a new EpiPen® Auto-Injector, be sure to register it with us, and we'll send you reminders so you can have an up-to-date EpiPen® Auto-Injector. This important program is a FREE service!

Join the Center for Anaphylactic Support at www.epipen.com

OR

Please fill in the information at right.

To ensure accuracy, please PRINT neatly in uppercase letters in black or dark-blue ink.

Mail to:

EpiPen® Center for Anaphylactic Support™
DEY®

P.O. Box 2000
Napa, CA. 94558-9956

TO USE AUTO-INJECTOR:

1. Grasp unit with the orange tip pointing downward.
2. Form fist around the unit (orange tip down).



3. With your other hand, pull off the blue safety release.



4. Hold orange tip near outer thigh.

DO NOT INJECT INTO BUTTOCK.



5. Swing and firmly push against outer thigh until it clicks so that unit is perpendicular (at 90° angle) to the thigh.

(Auto-injector is designed to work through clothing.)

6. Hold firmly against thigh for approximately 10 seconds to deliver drug. (The injection is now complete. The window on auto-injector will be obscured.)



7. Remove unit from thigh (the orange needle cover will extend to cover needle) and massage injection area for 10 seconds.

8. Call 911 and seek immediate medical attention.

9. Take the used auto-injector with you to the hospital emergency room.

Note: Most of the liquid (about 85%) stays in the auto-injector and cannot be reused. However, you have received the correct dose of the medication if the orange needle tip is extended and the window is obscured. Trainer label has blue background color. Blue background labeled trainer contains no needle and no drug.

! WARNING !

- **NEVER** put thumb, fingers or hand over orange tip. **NEVER** press or push orange tip with thumb, fingers or hand. The needle comes out of orange tip. Accidental injection into hands or feet may result in loss of blood flow to these areas. If this happens, go immediately to the nearest emergency room.
- EpiPen® and EpiPen® Jr Auto-Injector should be injected only into the outer thigh (see "Directions for Use"). **DO NOT INJECT INTO BUTTOCK.**
- Do **NOT** remove blue safety release until ready to use.

To dispose of expired units

- Expired auto-injectors must be disposed of properly.
- To dispose of an expired auto-injector and carrier tube, take them to your doctor's office or to a hospital for proper disposal.
- Used auto-injector with extended needle cover will not fit in carrier tube.

IMMEDIATELY AFTER USE

- **Go immediately to the nearest hospital emergency room or call 911.**

You may need further medical attention.

Take your used auto-injector with you.

- Tell the doctor that you have received an injection of epinephrine in your thigh.
- Give your used EpiPen®/EpiPen® Jr Auto-Injector to the doctor for inspection and proper disposal.

Do not attempt to take the auto-injector apart.

Manufactured for Dey, L.P., Napa, CA 94558 USA.
by Meridian Medical Technologies, Inc.
Columbia, MD 21046 USA.

A subsidiary of King Pharmaceuticals, Inc.

EpiPen® is a registered trademark of Mylan, Inc. licensed exclusively to its wholly-owned affiliate, Dey, L.P. of Napa California, USA

Design and Utility patents applied for Carrier Tube and Auto-Injector design platform.

©2008 by Meridian Medical Technologies, Inc.

04/2008 03-855-00 0001496

SEE OTHER SIDE FOR MORE INFORMATION.

Enrollment Form

Your Name _____
 Child's Name (if child is allergy sufferer) _____
 Address _____
 City _____ State _____ Zip _____
 Email Address _____
 Opt-In: I would prefer to receive communications via email:
☐ Yes ☐ No
 Our prescription is for:
☐ EpiPen® ☐ EpiPen® Jr
 Lot #: _____ (on unit, example 8EM001)
 Exp. Date: _____ (on unit, example DEC08)
 Is this your first EpiPen® prescription, or a refill?
☐ First Prescription ☐ Refill
 For what type of allergy was this EpiPen® prescribed?
 Check all that apply.
☐ Food ☐ Insect Bite or Sting ☐ Latex
☐ Medication ☐ Pollen ☐ Pets/Animals
 Other _____

PATIENT INSERT



1496

PATIENT INSERT

Pharmacist - Please Dispense this Leaflet with Product

IMPORTANT INFORMATION

The patient and caregiver should read this information carefully before using EpiPen® or EpiPen® Jr Auto-Injector. Please be prepared! Read the entire insert before an emergency occurs! EpiPen® and EpiPen® Jr Auto-Injectors are disposable, prefilled automatic injection devices for use during allergic emergencies. They contain a single dose of epinephrine which you inject into your outer thigh. EpiPen® and EpiPen® Jr Auto-Injector contain no latex. The EpiPen® and EpiPen® Jr Auto-Injectors are intended for people who have been prescribed this medication by their physician.

It's important that you have this emergency medicine with you at all times. If you need additional units to keep at work, school, etc, please talk to your doctor. This information does not take the place of talking with your doctor about your medical condition or your treatment.

What is the most important information I should know about EpiPen® and EpiPen® Jr Auto-Injector?

When you have allergic reaction (anaphylaxis) use the

EpiPen® or EpiPen® Jr Auto-Injector right away and immediately go to your doctor or emergency room for more medical treatment.

It is important not to be afraid to use the EpiPen® or EpiPen® Jr Auto-Injector for emergency treatment of allergic reactions (anaphylaxis). For most people, injection of the EpiPen® or EpiPen® Jr Auto-Injector in the thigh does not hurt, and use of the EpiPen® or EpiPen® Jr Auto-Injector early at the start of such allergic reactions is important to help prevent the allergic reaction from becoming worse.

Inject EpiPen® or EpiPen® Jr Auto-Injector into the middle of the outer side of the thigh (upper leg).

Epinephrine, the active ingredient in EpiPen® and EpiPen® Jr Auto-Injectors is used to treat life-threatening allergic reactions (anaphylaxis). You should use this medication only if your doctor has prescribed it for allergic emergencies. Such emergencies may occur from insect stings or bites, foods, drugs, latex, other allergens, exercise induced anaphylaxis, or unknown causes.

Make sure to tell your doctor about all your medical conditions and allergies.

Always get medical treatment immediately after using EpiPen® or EpiPen® Jr Auto-Injector.

Since you cannot predict when a life-threatening allergic reaction may occur, carry the EpiPen® or EpiPen® Jr Auto-Injector with you at all times.

What is EpiPen®/EpiPen® Jr Auto-Injector?

The EpiPen® and EpiPen® Jr Auto-Injectors are products used for the emergency injection of epinephrine. Epinephrine is a medicine used for life-threatening allergic reactions such as severe swelling, breathing problems, or loss of blood pressure. Allergic reactions can be caused by stinging and biting insects, allergy injections, food, medicines, exercise, or unknown causes.

Life-threatening allergic reactions may show up as closing of your breathing airways, wheezing, sneezing, hoarseness, hives, itching, swelling, skin redness, fast heartbeat, weak pulse, feeling very anxious, confusion, stomach pain, losing control of urine or bowel movements (incontinence), faintness, or "passing out" (unconsciousness).

The EpiPen® Auto-Injector (0.3 mg) is generally intended for patients who weigh 66 pounds or more (30 kilograms or more).

The EpiPen® Jr Auto-Injector (0.15 mg) is generally intended for patients who weigh approximately 33 to 66 pounds (15 to 30 kilograms).

Who should not use EpiPen®/EpiPen® Jr Auto-Injector?

There are no absolute contraindications to the use of EpiPen® and EpiPen® Jr Auto-Injector in a life-threatening allergic reaction. People with certain medical conditions have a higher chance of having serious side effects from EpiPen® or EpiPen® Jr Auto-Injector.

Tell your doctor and pharmacist about all your medical conditions, but especially if you:

- Have heart disease or high blood pressure
- Have diabetes
- Have thyroid conditions
- Are pregnant

Tell your doctor about all the medicines you take, including prescription and non-prescription medicines, vitamins and herbal supplements. Inform your doctor of all known allergies. Some medicines may cause serious side effects if taken while you use EpiPen®/EpiPen® Jr Auto-Injector. Some medicines may affect how EpiPen®/EpiPen® Jr Auto-Injector works.

EpiPen® or EpiPen® Jr Auto-Injector may affect how your other medicines work.

What should I avoid while using EpiPen®/EpiPen® Jr Auto-Injector?

NEVER PUT THUMB, FINGERS OR HAND OVER ORANGE TIP. NEVER PRESS OR PUSH ORANGE TIP WITH THUMB, FINGERS OR HAND. The needle comes out of orange tip. Accidental injection into finger, hands or feet may result in loss of blood flow to these areas. If this happens, go immediately to the nearest emergency room.

Do not inject EpiPen® or EpiPen® Jr Auto-Injector into the buttock or any other part of the body, other than the middle of the outer side of your thigh (upper leg).

Do not inject EpiPen® or EpiPen® Jr Auto-Injector into a vein.

Do not drop carrier tube or auto-injector. If carrier tube or auto-injector is dropped, inspect for damage and leakage. Discard auto-injector and carrier tube, and replace if damage or leakage is noticed or suspected.

What are the possible side effects of EpiPen®/EpiPen® Jr Auto-Injector?

Too much epinephrine can cause dangerous high blood pressure or stroke.

If you take certain medicines, you may develop serious life-threatening side effects from the epinephrine in EpiPen®/EpiPen® Jr Auto-Injector. Be sure to tell your doctor all the medicines you take, especially medicines for asthma.

Patients with certain medical conditions, or who take certain medicines, may get more side effects from EpiPen®/EpiPen® Jr Auto-Injector or the side effects may last longer. This includes patients who take certain types of medicines for asthma, allergies, depression, low thyroid, high blood pressure, and heart disease. Patients with heart disease may feel chest pain (angina).

EpiPen®/EpiPen® Jr Auto-Injector (epinephrine) can cause the following reactions. Some reactions can be serious. They usually go away with rest. **Please notify your doctor if you experience any of these.**

Common side effects of EpiPen®/EpiPen® Jr Auto-Injector include:

- Faster, irregular (wrong) or "pounding" heartbeat
- Sweating
- Nausea and vomiting
- Breathing problems
- Paleness
- Dizziness
- Weakness or shakiness
- Headache
- Feelings of over excitement, nervousness or anxiety

These are not all the possible side effects of EpiPen®/EpiPen® Jr Auto-Injector.

For more information, ask your doctor or pharmacist. Call your doctor for medical advice about side effects. You may report side effects to FDA at 1-800-FDA-1088.

How should I store EpiPen®/EpiPen® Jr Auto-Injector?

- Keep the EpiPen® and EpiPen® Jr Auto-Injector nearby and ready for use at all times.
- Store at 25°C (77°F); excursions permitted to 15°C-30°C (59°F-86°F) (See USP Controlled Room Temperature). Contains no latex. Protect from light.
- Do NOT store in refrigerator.
- Do NOT expose to extreme cold or heat. For example, do NOT store in your vehicle's glove box.
- Examine contents in clear window of auto-injector periodically. If the solution is discolored or contains solid particles (precipitate), replace the unit. Solution should be clear.
- **Always keep your EpiPen® or EpiPen® Jr Auto-Injector in the carrier tube with the blue safety release on until you need to use it.**

Your auto-injector has an expiration date

Example: "DEC 08" = December 31, 2008

Replace it before the expiration date.

SEE OTHER SIDE FOR "DIRECTIONS FOR USE" AND FOR EPIPEN® CENTER FOR ANAPHYLACTIC SUPPORT™ FREE ENROLLMENT FORM.